

Hellenic Complex Systems Laboratory

Exact Confidence Intervals for a Single Proportion

Technical Report XVI

Theodora Chatzimichail and Aristides T. Hatjimihail
2018



WOLFRAM Demonstrations Project

Exact Confidence Intervals for a Single Proportion

Theodora Chatzimichail ^a and Aristides T. Hatjimihail ^a

^a Hellenic Complex Systems Laboratory

Search Terms: proportion, confidence interval, exact method, F distribution, inference

Short Description of the Demonstration

This Demonstration shows calculations of point estimations and confidence intervals for various single proportions of populations obeying a condition (or trait), as well as their plots versus p -value. This is done for differing populations obeying and violating a condition (or trait) and differing p -values for estimating the lower and upper bounds of the confidence intervals.

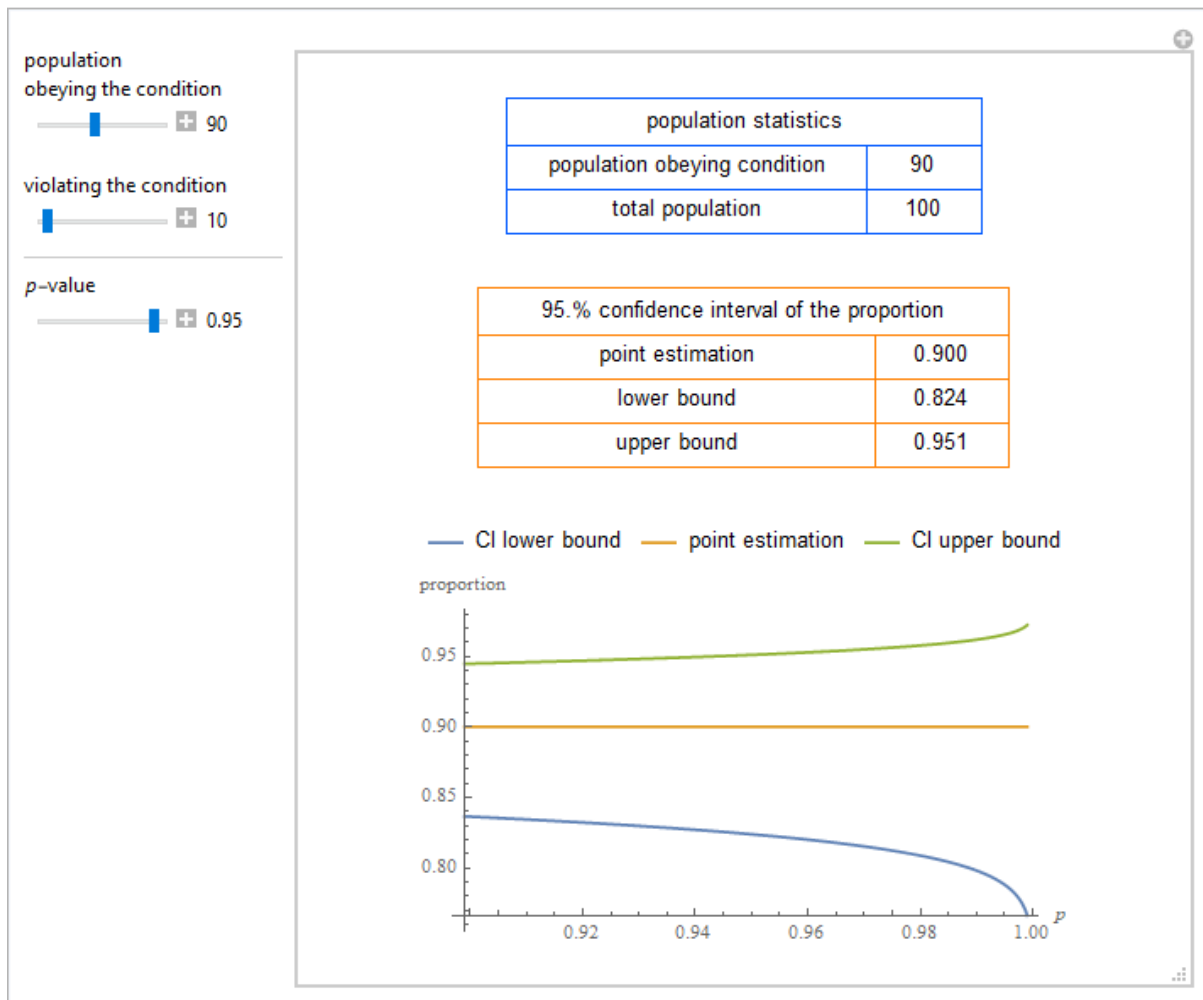


Figure 1: Population statistics, point estimation, and 95% confidence interval for a single proportion of a population obeying a condition, as well as their plots versus p -value, with the settings shown at the left.

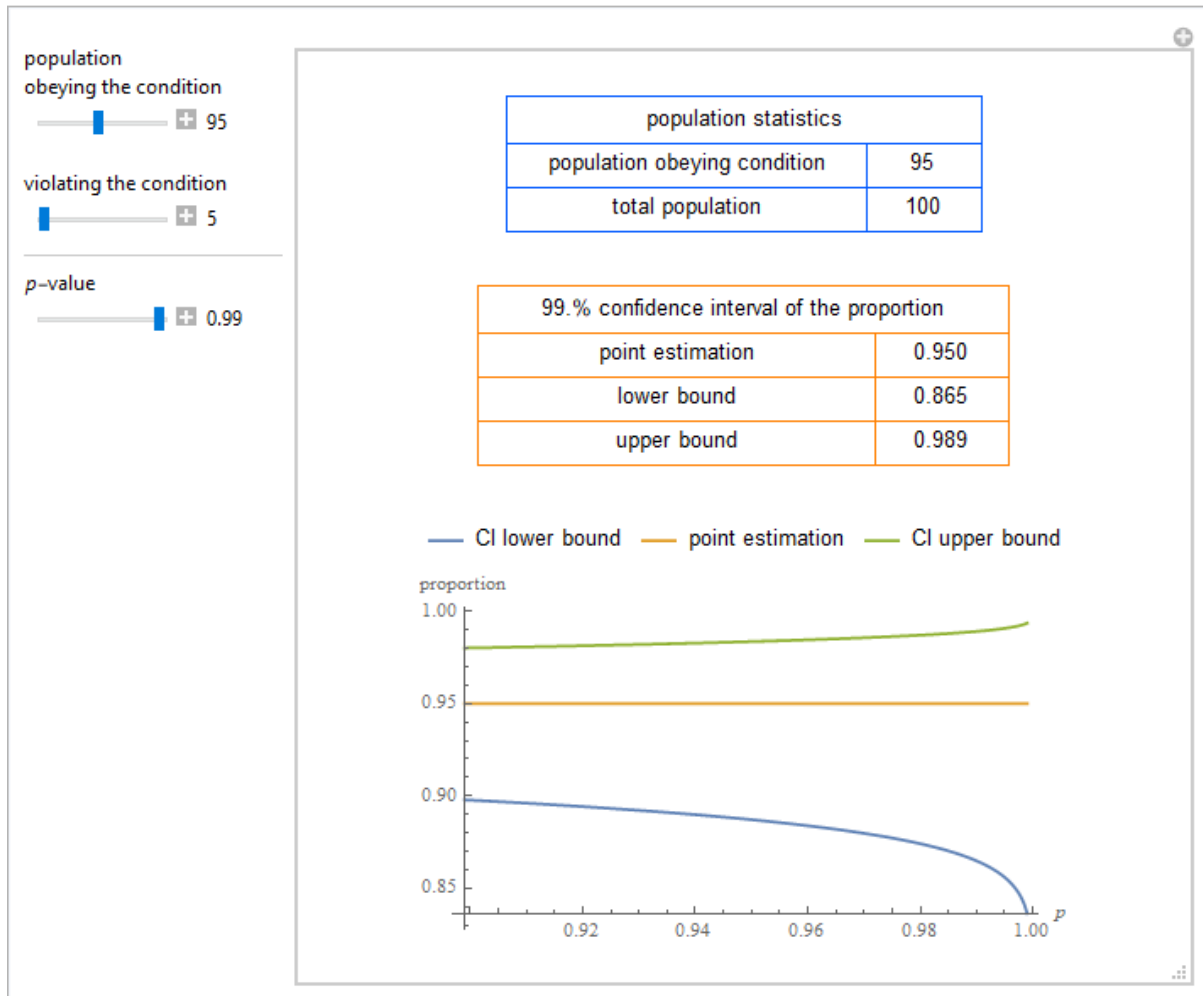


Figure 2: Population statistics, point estimation, and 99% confidence interval for a single proportion of a population obeying a condition, as well as their plots versus p -value, with the settings shown at the left.

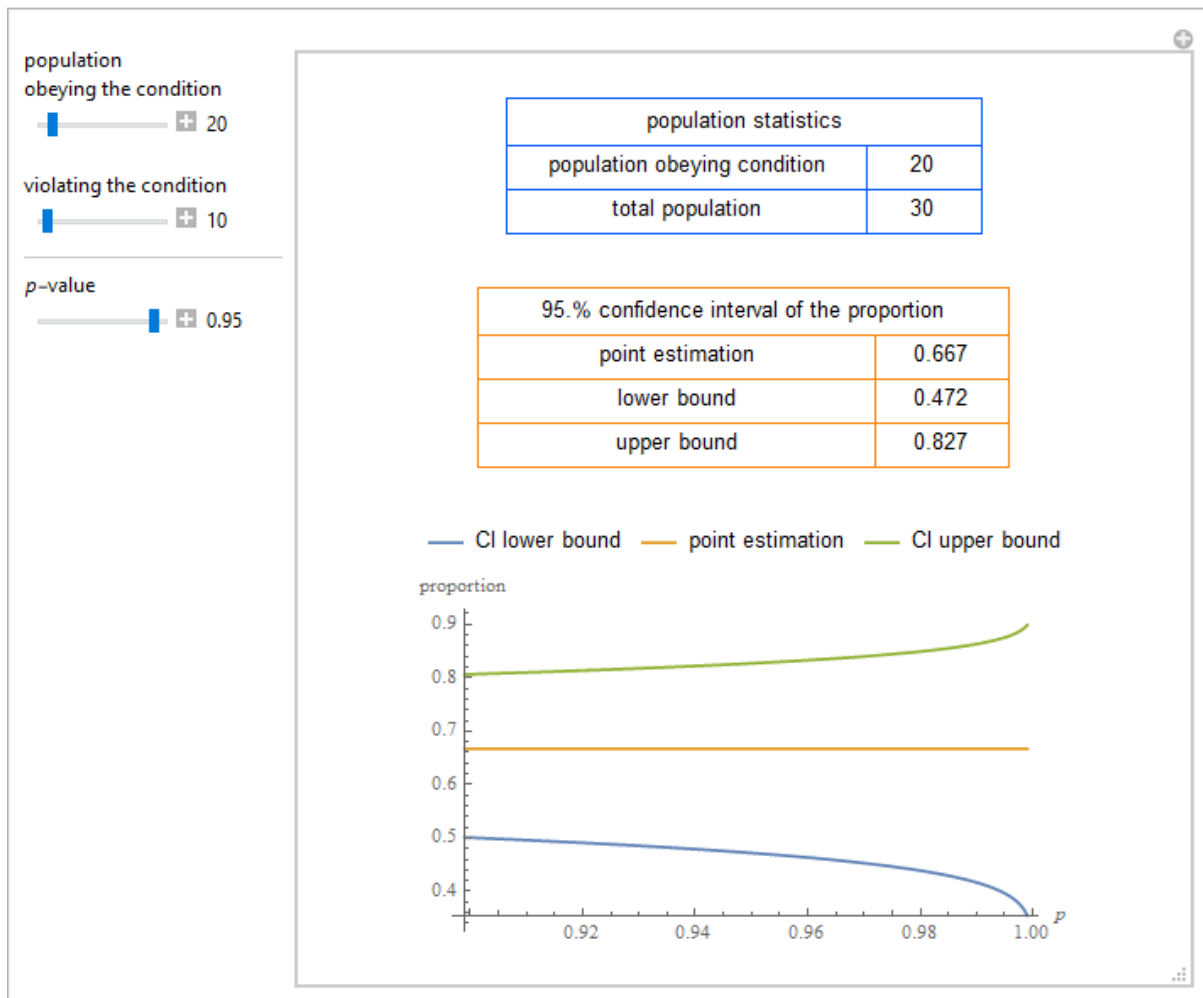


Figure 3: Population statistics, point estimation, and 95% confidence interval for a single proportion of a population obeying a condition, well as their plots versus p -value, with the settings shown at the left.

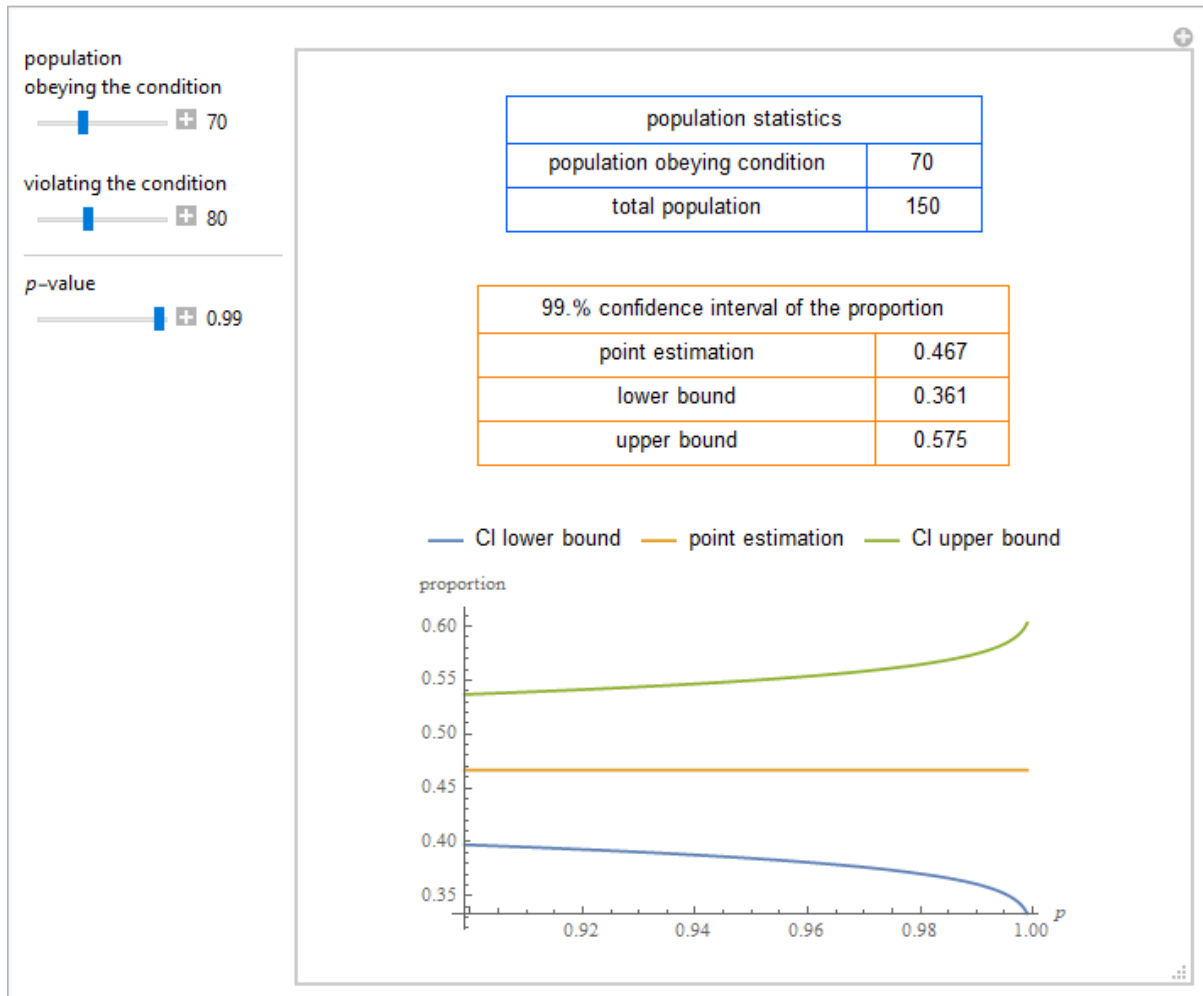


Figure 4: Population statistics, point estimation, and 99% confidence interval for a single proportion of a population obeying a condition, as well as their plots versus p -value, with the settings shown at the left.

Details

The exact method using the F -distribution is applied for calculating the confidence interval of each single proportion [1].

Reference

[1] J. L. Fleiss, B. Levin and M. C. Paik. Statistical Methods for Rates and Proportions, 3rd ed., Hoboken, NJ: J. Wiley, 2003.

Source Code

The updated Wolfram Mathematica® source code is available at:

<https://www.hcsl.com/Tools/ExactConfidenceIntervalsForASingleProportion-author.nb>

Permanent Citation:

Chatzimichail T, Hatjimihail AT. Calculation of Diagnostic Accuracy Measures. Wolfram Demonstrations Project, Champaign: Wolfram Research, Inc., 2018. Available at:

<http://demonstrations.wolfram.com/CalculationOfDiagnosticAccuracyMeasures/>

First Published: June 22 2018